

**RB500V-40** Schottky Diodes**FEATURES**

- Low current rectifier Schottky diode
- Low voltage, low inductance
- For power supply

SOD-323**Maximum Ratings and Electrical Characteristics, Single Diode @T_A=25°C**

Parameter S	ymbol	Limits	Unit
Peak reverse voltage	V _{RM}	45	V
DC reverse voltage	V _R	40	V
Mean rectifying current	I _O	0.1	A
Peak forward surge current	I _{FSM}	1	A
Junction temperature	T _j	125	°C
Storage temperature	T _{stg}	-40~+125	°C

Electrical Ratings @T_A=25°C

Parameter	Symbol	Min.	Typ.	Max.	Unit	Conditions
Forward voltage	V _F			0.45	V	I _F =10mA
Reverse current	I _R			1	μA	V _R =10V
Capacitance between terminals	C _T		6		pF	V _R =10V, f=1MHZ

Typical Characteristics RB500V -40

LI DE HENG ELECTRONICS

●Electrical characteristic curves (Ta = 25°C)

1N4148WS/BAV16WS

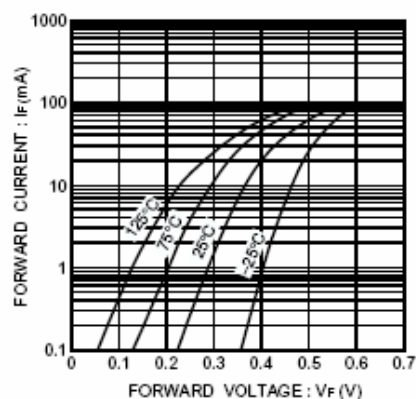


Fig. 1 Forward characteristics

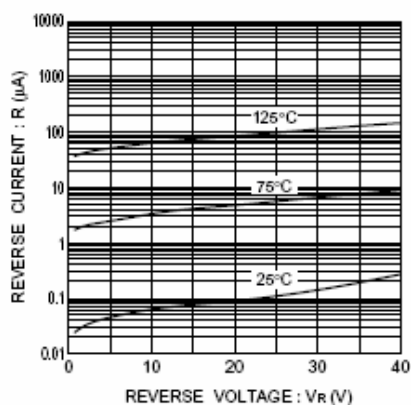


Fig. 2 Reverse characteristics

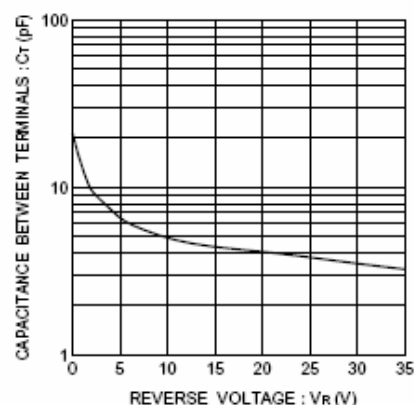


Fig. 3 Capacitance between terminals characteristics

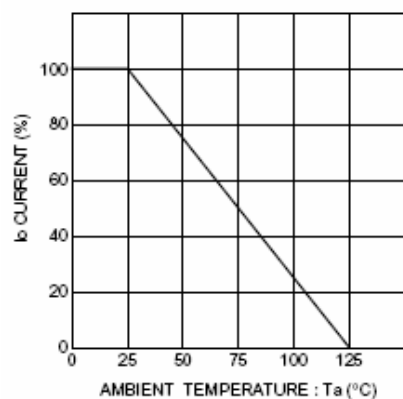


Fig. 4 Derating curve
(mounting on glass epoxy PCBs)